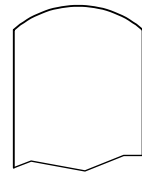


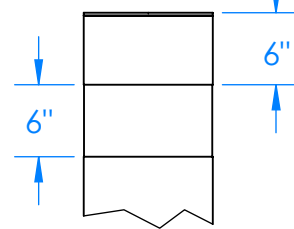
PLAN VIEW

DOME

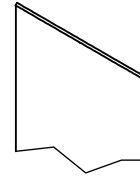


CAP STYLE

VIKING



KNIGHT



NOTE:

- 1.) PADLOCK TO SECURE BOLLARD SHALL BE PROVIDED BY OTHERS.
- 2.) FOOTING SHOWN IS A RECOMMENDED FOOTING, ENGINEERED BY OTHERS.
- 3.) EMBEDMENT SLEEVE IS SHOWN FOR REFERENCE ONLY. EMBEDMENT SLEEVE WILL BE ENTERED AS A SEPERATE LINE ITEM. EMBEDMENT SLEEVE IS FABRICATED FROM T304 STAINLESS STEEL.

SPECIFICATION:

Bollard Material: 10" Pipe (10-3/4" OD)

- SSP10040 Sch 40
- SSP10080 Sch 80

Stainless Steel Grade:

- T304 (Std.)
- T316

Bollard Cap Style:

- Flat (Std.)
- Dome
- Viking
- Knight

Options:

- Handle Qty. _____ Height: _____
- Chain Eye Qty. _____ Height: _____

Surface Finish:

- #4 Brushed (Std.)
- Powder Coar RAL# _____
- Other: _____

Please Specify the Following Dimensions:

- A-Dim. _____ (Std. 36")
- B-Dim. _____ (Std. 12" Embedment Depth)

Chain-Eye (Optional)

C-Dim.

(2'-6")

ELEVATION - VIEW

Lifting Handle (Optional)

A-Dim.

B-Dim.

(2'-6")

END VIEW

ELEVATION - VIEW

#4 Rebar Strirrups

Porous Material (Pea Gravel)

ELEVATION - VIEW

Company: _____

Project Name: _____

Signee's Name Written Clearly: _____ Date: _____

Authorized Signature: _____

SIZE B	DRAWN BY: JMG	REV:
	DRAWN DATE: 11/11/15	SHEET : 1 of 1

CALPIPE INDUSTRIES
Incorporated

19440 S. DOMINGUEZ HILLS DR.
RANCHO DOMIGUEZ, CA. 90220,USA

www.CalPipeBollards.com
562.803.4388 Direct
310.885.1899 Fax

PROPRIETARY AND CONFIDENTIAL
THE INFORMATION CONTAINED IN THIS
DRAWING IS THE SOLE PROPERTY OF
CALPIPE INDUSTRIES INC. ANY
REPRODUCTION IN PART OR AS A WHOLE
WITHOUT THE WRITTEN PERMISSION OF
CALPIPE INDUSTRIES INC. IS PROHIBITED

UNLESS OTHERWISE SPECIFIED:
DIMENSIONS ARE IN INCHES
TOLERANCES:
FRACTIONAL ± 1/4
ANGULAR: MACH ±1 BEND ±1
TWO PLACE DECIMAL THREE ±.010
PLACE DECIMAL ±.005

SSP10XXX
10" Stainless Steel Padlocking Removable Bollard